

## **CORPORATE PARENTING BOARD**

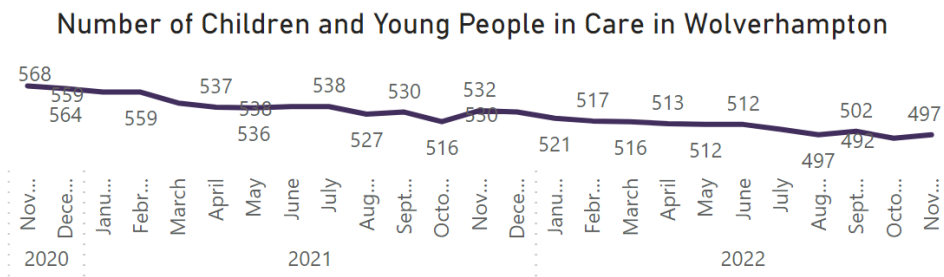
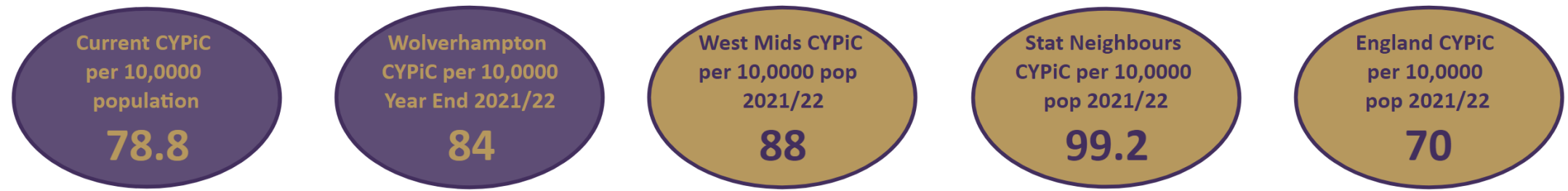
### **PERFORMANCE OVERVIEW**

**Data as at:**

**30/11/2022**

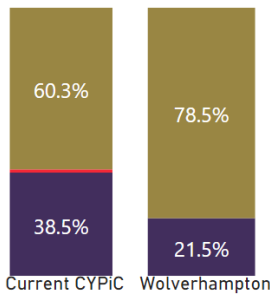
# City of Wolverhampton Council - Corporate Parenting Report

## Current CYPiC Profile



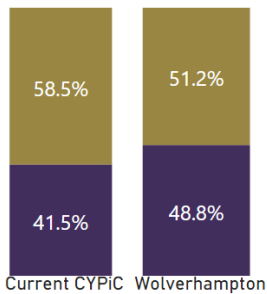
### Ethnicity Comparison

- Ethnic Minority...
- Other
- White

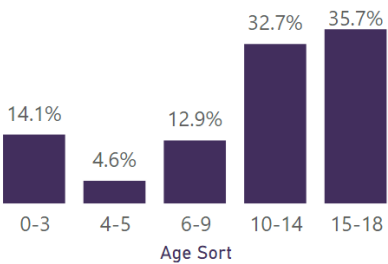


### Gender Comparison

- Female
- Male



### Age Breakdown



There were 497 children and young people in care at the end of November 2022. The numbers of young people entering care has gradually and consistently reduced over the past 12 months, with November and September 2022 seeing the lowest levels recorded in the past two years. 68% of the children and young people in care are over the age of 10 with 32.7% aged 10 – 14 and 35.7% aged 15 – 18 years. There remains an over representation of children and young people from an ethnic minority background in the current CYPiC cohort with 38.5% compared to 21.5% for the Wolverhampton population. There is also a slightly higher proportion of males (58.5%) in the current CYPiC cohort when compared to the overall Wolverhampton population (51.2%).

# City of Wolverhampton Council - Corporate Parenting Report

## CYPiC Placement Analysis



2018/19 = 13%, 2019/20 = 10%,  
2020/21 = 12%, 2021/22 = 14%

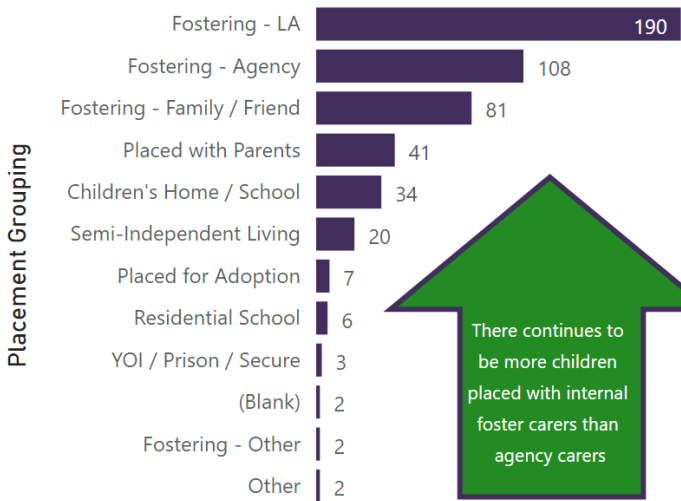


2018/19 = 86%, 2019/20 = 91%,  
2020/21 = 94% , 2021/22 = 94%

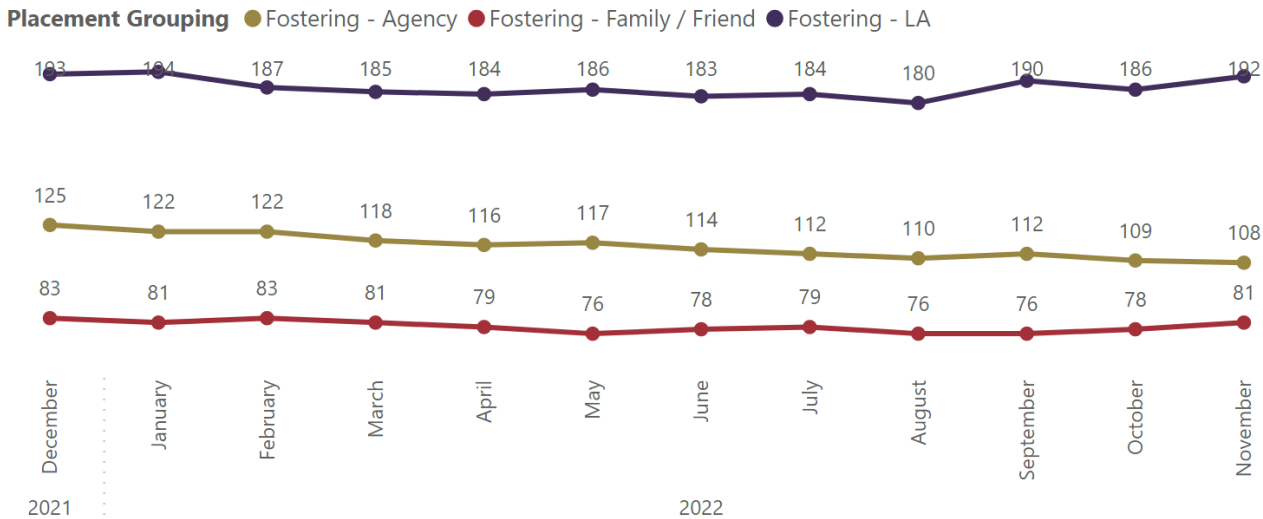


2018/19 = 73%, 2019/20 = 74%,  
2020/21 = 77%, 2021/22 = 75%

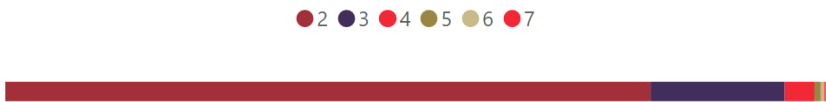
### Current CYPiC by Placement Type



### Number of placements for current CYPiC in past 12 months



### Number of placements for current CYPiC in past 12 months



There has been a reduction in the percentage of CYPiC placed more than 20 miles from home at 10% compared to 14% and 12% in the previous two years. The percentage of CYPiC with fewer than 3 placements has seen a slight improvement at 95% from 94% in the past two years. The percentage of CYPiC in the same placement for 2 years (73.5%) or more has reduced slightly by 1.5% compared to 2021/22 year end data.

# City of Wolverhampton Council - Corporate Parenting Report

## Assessments, Reviews, Visits



### CYPiC with an up to date assessment

Where a new assessment has been completed within 12 months



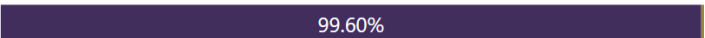
● Fail ● Pass

2021/22 = 68.48%  
2020/21 = 80.66%  
2019/20 = 77.82%



### CYPiC with an up to date review

Where the First Review is within 20 working days. Second review within 3 months. Third and subsequent reviews every 6 months



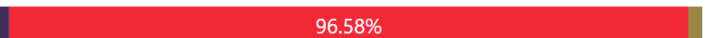
● In Timescales ● Not in Timescale

2021/22 = 99.4%  
2020/21 = 98.9%  
2019/20 = 96.93%



### CYPiC who participated in the review

The proportion of CYPiC reviews where the child was present or contributed by other means in their review



● (Blank) ● Pass ● Fail

2021/22 = 98.2%  
2020/21 = 99.3%  
2019/20 = 93.8%

CYPiC with an up to date assessment is at 73.32%, this is an increase from 68.87% at the end of 2021/22.  
99.6% of CYPiC have an up to date review in the past 12 months, this is a further increase from 98.81% at the end of 2021/22.  
CYPiC Review Participation over the last 12 months is at 96.58%.

# City of Wolverhampton Council - Corporate Parenting Report

## Education

KS2 Expected Standard	Maths	Reading	Writing	Reading, Writing and Maths
CYPiC Wolverhampton 2019	47%	50%	58%	42%
Wolverhampton 2019	74%	70%	77%	64%
CYPiC West Midlands 2019	50%	51%	52%	38%
CYPiC Stat Neighbours 2019	54%	49%	52%	38%
CYPiC England 2019	51%	49%	50%	37%

	Wolverhampton CYPiC		All Wolverhampton		West Midlands CYPiC		Statistical Neighbours CYPiC		England CYPiC	
KS4	2019	2021	2019	2021	2019	2021	2019	2021	2019	2021
% 9-4 pass in English and Maths	15.2	32.1	57.6	68.1	17.4	29.4	18.63	25.71	17.8	28.8
Average Attainment 8 Score	20.4	27.1	45.1	50	20	24.5	20.01	23.27	19	23.2
Average Progress 8 Score	-1.09		-0.01		-1.08		-1.08		-1.23	

The 2021 KS4 results show that Wolverhampton CYPiC has improved in line with national, statistical neighbours and West Midlands performance. There remains a significant gap between the performance of CYPiC and all Wolverhampton children however small numbers in the cohort can make these measurements volatile. For further information about the education attainment (including KS2) of CYPiC in Wolverhampton please refer to the Virtual School Head teacher annual report.

Attendance data has been updated for 2021. This is taken from latest DfE published data and shows that performance is in line with with comparator groups. Wolverhampton are in the upper quartile nationally (best performance) for children and young people in care unauthorised absence.

CYPiC with an up to date PEP performance has decreased in November. Work is ongoing in the service to improve the PEP performance for the year 12 and 13 cohort. School age children cohort have 92.6% PEP in timescale at the end of November,

CYPiC Unauthorised Absence (2021)  
**1.1%**  
West Midlands- 1.1%  
Statistical Neighbours- 1.4%  
England- 1.5%

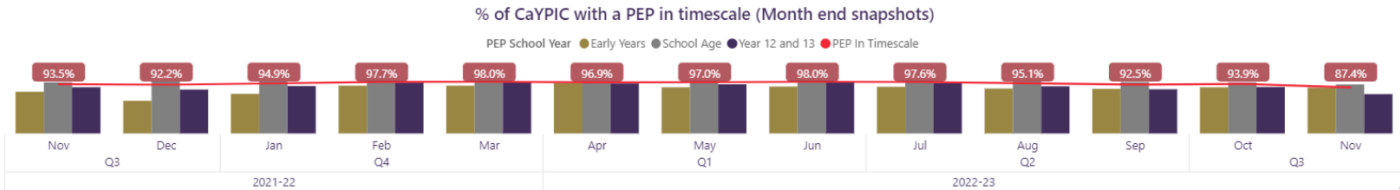
CYPiC Overall Absence (2021)  
**9.5%**  
West Midlands- 9%  
Statistical Neighbours- 8.7%  
England- 9.1%

CYPiC Persistent Absence (2021)  
**33.7%**  
West Midlands- 31.5%  
Statistical Neighbours- 29.6%  
England- 30.4%



### CYPiC with an up to date PEP

The proportion eligible CYPiC with an up to date Personal Education Plan (PEP)



### PEP's - All Ages

Nov 22 = 87.4%  
2020/21 = 90%  
2019/20 = 93%

### PEP's - Early Year's

Nov 22 = 87%  
2020/21 = 93%  
2019/20 = 72%

### PEP's - Year 12 & 13's

Nov 22 = 74.6%  
2020/21 = 51%  
2019/20 = 81%

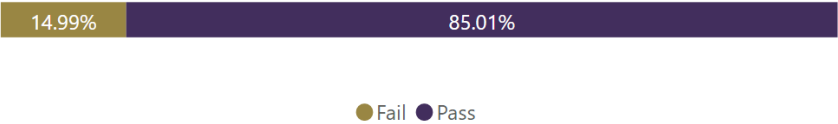
# City of Wolverhampton Council - Corporate Parenting Report

Health & Dental - This data is internal CWC data and reflects different timescales to the data provided by health



## CYPiC with an up to date review health check

Where a review health check has been completed within 12 months

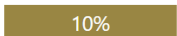


2021/22 = 80%  
2020/21 = 85%  
2019/20 = 92%



## CYPiC with an initial health check

Where a health check has been completed within 20 working days of entering care (rolling 12 months)



2021/22 = 13%  
2020/21 = 36%  
2019/20 = 27%



## CYPiC with an up to date dental check

Where a dental check has been completed within 12 months

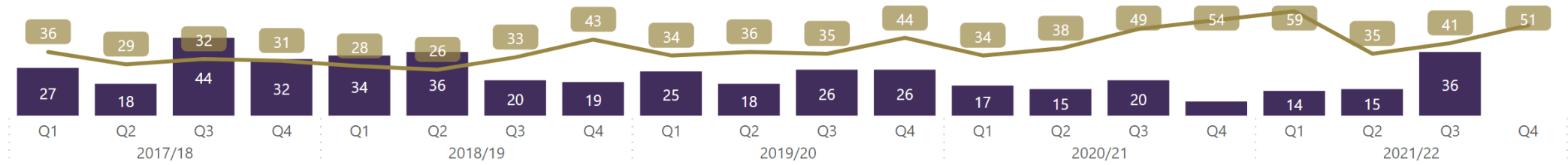


2021/22 = 82.4%  
2020/21 = 45%  
2019/20 = 95%

### Care Applications (Source: [www.cafcass.gov.uk](http://www.cafcass.gov.uk))

● Fail ● Pass

● Number of children subject of Care applications ● Timeliness of care applications (Avg. Duration)



The percentage of CYPiC with an up to date review health check is consistent at 85% as per the previous two years. The percentage of new CYPiC receiving an initial health check within 20 working days of entering care remains low at 10% this remains an area of concern and continues to be flagged as an area of concern in internal performance management meetings. The percentage of dental checks completed has reduced by around 7% over the past 12 months from 87% in November 2021 to 79.85% at the end of November 2022. The average duration for Care Applications for Q1 2022/23 is 40 days, this is consistent with the past two years. No data is currently available for the number of children subject to care applications after Q3 2021/22.


# City of Wolverhampton Council - Corporate Parenting Report

## Adoption



### CYPiC adopted within A1 indicator (428 days)

Average time between a child entering care and moving in with their adoptive family




2021/22 = 43%  
2020/21 = 29%  
2019/20 = 66%  
2018/19 = 58%



### CYPiC adopted within A2 indicator (122 Days)

Average time between receiving court authority to place and finding a match




2021/22 = 41%  
2020/21 = 43%  
2019/20 = 49%  
2018/19 = 67%



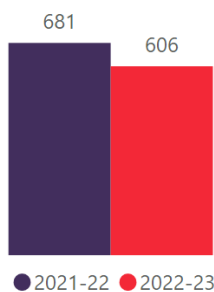
### CYPiC adopted within A10 indicator (428 Days)

Average time between a child entering care and moving in with their adoptive family (stopped at point of fostering for foster carers adoptions)

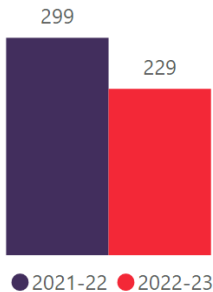


2021/22 = 43%  
2020/21 = 38%  
2019/20 = 81%  
2018/19 = 80%

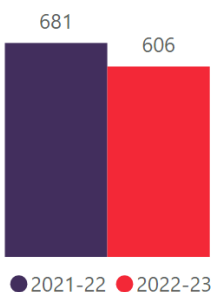
Adoptions - A1 (Avg. Days)



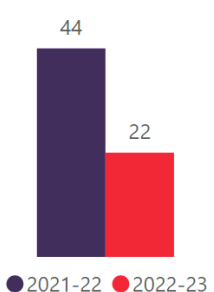
Adoptions - A2 (Avg. Days)



Adoptions - A10 (Avg. Days)



Number of Adoptions



There were 44 adoptions in the 2021/22 year, a significant increase from the 21 adoptions in 2020/21 which was heavily impacted by Covid-19 as court closures caused delays in timeliness, 22 adoptions have been recorded YTD for 2022/23.



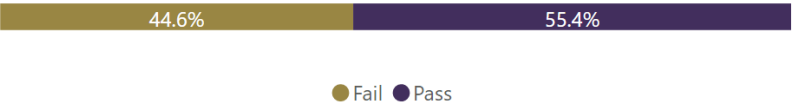
# City of Wolverhampton Council - Corporate Parenting Report

## Care Leavers



### Care Leavers EET Status

Education, Employment and Training of Care Leavers aged 19-21

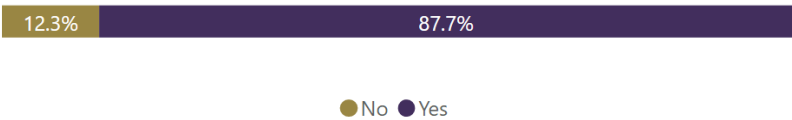


2021/22 Year Out-turn = 56%  
2021/22 West Midlands = 52%  
2021/22 Stat Neighbours = 51%  
2021/22 England = 55%



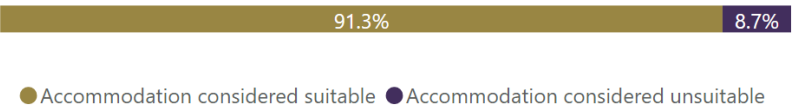
### Care Leavers available to work

Care Leavers aged 17-21 who are available for education, training or employment



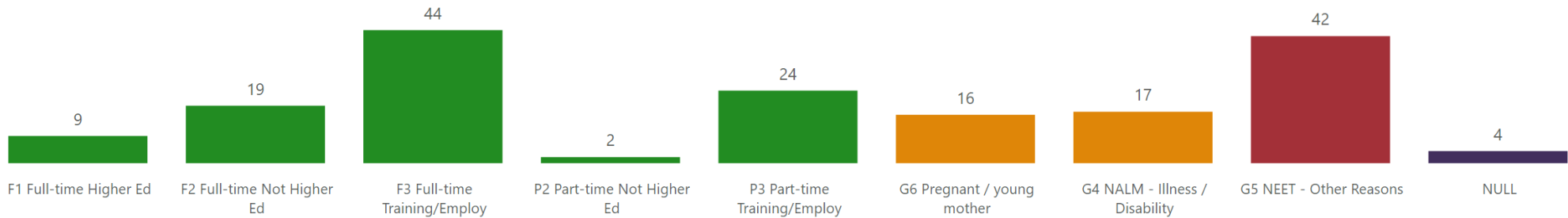
### Care Leavers in suitable accommodation

Care Leavers aged 19-21 who live in suitable accommodation



2021/22 Year Out-turn = 87%  
2021/22 West Midlands = 86%  
2021/22 Stat Neighbours = 87.6%  
2021/22 England = 88%

### Current Care Leaver EET Status (19-21)



At the end November 55.4% of 19-21 year old care leavers were in Education, Employment or Training, this is consistent with the 2021/22 percentage and remains above the local and statistical neighbours and in line with the national level. 87.7% of care leavers aged 17-21 are available for work, this remains a significant achievement when considering the high levels of youth unemployment within the city. 91.3% of the current care leavers 19-21 cohort are currently deemed to be in suitable accommodation, this is above the 2021/22 total and local, regional and national levels.